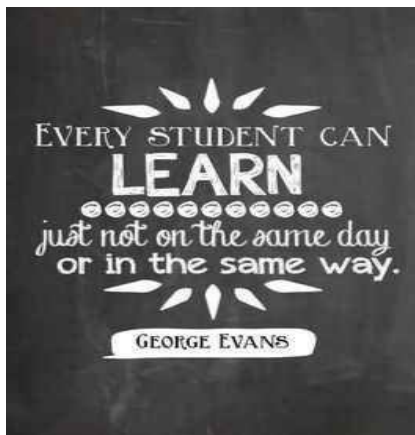


ELO EXAMPLES

- Music Theory, Education & Conducting
- Honors Forensics (*3)
- Intro. to Architectural - Energy Efficient Construction Materials.
- Art Exploration – Therapeutic Art
- Creative Writing Portfolio (*3)
- Social Studies Teacher Education
- Math Teacher Education
- Literary Magazine
- Reporter for Citizen newspaper
- Building Construction Teacher Education
- Advanced Graphic Design
- Pollution, Energy, & Recycling
- National Certification in Computer Aided Drafting – SolidWorks (*4)
- Honors Chemistry (*5)
- Athletics Management
- Honors Creative Writing (*2)
- Exploring Careers in Digital Art
- American Sign Language

(*) = number of students in a group ELO



We believe:

ELOs can be in ANY subject and for ANY student.

Students learn best when they participate in the design of their learning.

Learning can take place at all times of the day, in all different kinds of environments, and in different ways.

Teachers are critical to the ELO process—they ensure that the learning is based on academic standards.

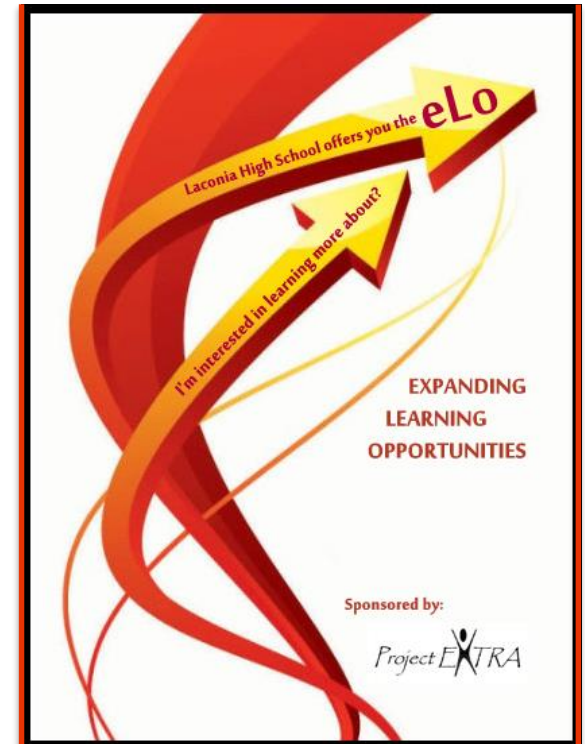
Community partners are instrumental to experiential learning that helps students to apply their learning in real-world settings.

Learning can be simultaneously individualized to a student's learning style and academically rigorous.

High-quality learning requires the collaboration between school, community, and families.

FOR MORE INFORMATION:

Contact Mr. Ken Martin
kmartin@laconiaschools.org
(603) 528.8693 ext. 4836



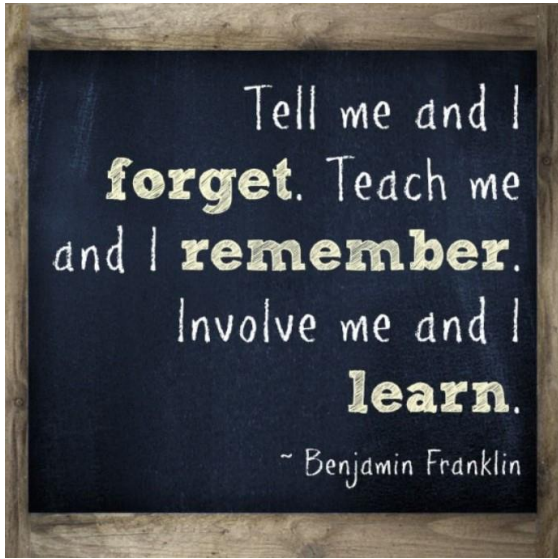
Design your own learning experience!

Gain credit for learning that takes place out of the classroom!

Collaborate with fellow students, a teacher, and a community partner to make your learning come alive!

Make your high school experience unique!





“My ELO helped me connect with my academic and life goals because I successfully was able to share my own knowledge with girls who need guidance. I’ve always wanted to be able to give back to my community and by doing so I also gained life skills that I can now use in the future towards my career of choice.”

ELO BASICS

ELOs empower students to take an active role in determining the path of their education by adding a unique and personalized project to their school experience.

An ELO starts with competencies and a student’s interests. A quality ELO is different from a simple internship or online course because it is competency-based, not hours-based.

TYPES OF OF ELOs

1. Structured ELO

Student works as individual or with a group of students to complete an ELO for a core academic credit.

2. Build Your Own ELO

Student works as individual or with a group of students to complete an ELO for a full or partial Elective credit.

3. Career Exploration ELO

Student works as individual or with a group of students to complete an ELO specifically focusing on career exploration for full or partial Elective credit or no credit.

ELO STEPS

1. Meet with the ELO Coordinator and fill out an Interest Form.
2. Design your ELO by filling out a Learning Plan with your Teacher Mentor, Community Mentor, and ELO Coordinator. Your plan may include the support of other certified teachers, parents, coaches, and business professionals.
3. Once your plan is approved you begin! You meet regularly with your mentors to reflect on your learning and review your research and project development. You present your ELO at a culminating event.

